



**Interim Public Health, Infection Prevention & Control  
Guidelines on the Prevention and Management of COVID-19  
Cases and Outbreaks in Residential Care Facilities**

V5.2 19/06/2020

Version	Date	Changes from previous version
1.1	30/03/2020	Added information re contact management Edited definition for outbreak of COVID-19 in RCF OCT must be Chaired by Public Health Doctor Hyperlink to case definition added where appropriate Changed term 'self-quarantine' to 'self-isolation' and hyperlinks included where appropriate Edited flow of document and formatting
2	07/04/20	Added acknowledgements Hyperlinks included where appropriate Roles and Responsibilities updated Added Survival in the Environment Added Laboratory testing Added and updated Transfers of Residents between Care Facilities Updated Section on General Preparedness Pastoral Care included Infection Prevention and Control Measures Section updated Environmental Hygiene updated Added Care of the Dying Added Care of the Recently Deceased Preventing and Control of Outbreaks updated Proposal for Occupational Health Supports added as appendix
3	10/04/20	Change in structure of document Change in outbreak definition for public health action purposes Updated management of outbreak Added tools and checklists for management as appendices
3.1	29/05/2020	Updated information on infectivity and the role of testing in assessing infectivity
3.2	17/04/20	Change in testing strategy to include all residents and staff Change in clinical presentation description Change in outbreak definition for surveillance purposes
4	21/04/20	Change to testing strategy in nursing homes Added mental health commission for reporting of COVID outbreaks Added physical distancing measures for staff while on break times Restructured transfer into RCF section Change to mask wearing guidance for HCW
4.1	04/05/2020	Added EAG advice regarding persistent PCR after recovery and discharge from acute hospital. Updated Occupational Health supports information
4.2	26/05/2020	Adjusted to reflect changes in transfer to and from RCF
5.0	02/06/2020	Includes reference to testing of contacts and that testing of staff at the end of their illness is not appropriate Guidance on transfers in the text replaced by an additional appendix H Updated to reflect requirement for testing of Contacts Updated to reflect that wearing of masks for encounters between staff is required if the encounter is expected to last longer than 15 minutes
5.1	08/06/20	Adjusted text in Appendix H to make clearer that isolation requirements on transfer to RCF differ for a resident without COVID and a resident who has previously had a confirmed diagnosis of COVID Updated links to HSE website for occupational health guidance Added update on visiting RCF

5.2	19/06/2020	Update definition of outbreak to reflect current phase of pandemic Removal of term 'similar units' from title for clarity of setting relevance
-----	------------	---

Acknowledgements .....	7
1 Introduction .....	8
2 Roles and responsibilities.....	9
2.1 Residential Care Facility .....	9
2.2 Regional Department of Public Health.....	9
3 COVID-19 Background information .....	10
3.1 Transmission .....	10
3.2 Incubation period.....	11
3.3 Survival in the environment .....	11
3.4 Clinical features of COVID-19.....	11
3.5 Laboratory testing.....	13
4 General measures to prevent a COVID-19 outbreak during the pandemic.....	13
4.1 Planning.....	13
4.2 Education.....	14
4.2.1 Staff .....	14
4.2.2 Residents.....	15
4.3 Physical distancing measures .....	15
4.4 Controls to minimise risk of inadvertent introduction of virus .....	16
4.4.1 Staff .....	16
4.4.2 Visiting by Family and Friends.....	17
4.4.3 Pastoral care .....	18
4.4.4 Others .....	18
4.4.5 Resident transfers .....	18
4.5 Increase surveillance and early identification of cases COVID-19 infection .....	18
5 Management of an outbreak of COVID-19 .....	19
5.1 Declaring an outbreak.....	20
5.2 Outbreak Control Team (OCT) .....	21
5.3 Management of a possible or confirmed case of COVID-19 .....	22
5.4 Cohorting residents with possible or confirmed COVID-19.....	24

5.5	Management of close contacts of a possible or confirmed case of COVID-19.....	25
5.6	Infection prevention and control measures .....	26
5.6.1	Standard precautions .....	26
5.6.2	Hand hygiene .....	26
5.6.3	Respiratory hygiene and cough etiquette .....	27
5.6.4	Personal Protective Equipment (PPE).....	28
5.6.5	Transmission-based precautions for COVID-19 .....	29
5.6.6	Care Equipment.....	29
5.6.7	Management of blood and body fluid spillages.....	30
5.6.8	Management of waste.....	30
5.6.9	Safe management of linen (laundry).....	31
5.6.10	Environmental hygiene.....	32
5.6.11	Routine cleaning.....	32
5.6.12	Frequency of cleaning.....	33
5.6.13	Terminal cleaning .....	33
5.6.14	Staff uniforms/clothing.....	33
5.7	Communication.....	34
5.8	Support services for staff and residents.....	34
6	Care of the dying .....	34
7	Care of the recently deceased.....	35
7.1	Hygienic preparation.....	35
7.2	Handling personal possessions of the deceased .....	35
7.3	Transport to the mortuary.....	36
8	Monitoring outbreak progress .....	36
9	Declaring the outbreak over .....	37
	Appendix A: Prevention and control of outbreaks of COVID-19 in RCF .....	38
	Appendix B Proposal for occupational health supports .....	40
	Appendix C: Details for line listing.....	44
	Appendix C: Part 1 – Respiratory outbreak line listing Form – Residents ONLY* .....	45
	Appendix C: Part 2 –Residents ONLY .....	46
	Appendix C: Part 3 – Respiratory outbreak line listing form – Staff ONLY* .....	47
	Appendix C: Part 4 –Staff ONLY* .....	48

Appendix D: Checklist for outbreak management ..... 49

Appendix E Hand Hygiene poster..... 51

Appendix F Donning and Doffing PPE..... 52

**Appendix H: Admissions, Transfers to and Discharges from Residential Care Facilities during the COVID-19 Pandemic..... 54**

This guidance document replaces the previous issued document “Residential Care Facilities Preliminary Coronavirus Disease (COVID-19) Infection Prevention and Control Guidance including Outbreak Control in Residential Care Facilities (RCF) and Similar Units” Publication.

## Acknowledgements

The following guidance documents were referred to in developing this guidance:

- Coronavirus Disease 2019 (COVID-19) Infection Prevention and Control Guidance including Outbreak Control in Residential Care Facilities developed by the Communicable Diseases Network Australia (CDNA)
- COVID-19: Information and Guidance for Social or Community Care & Residential Settings Health Protection Scotland
- Public Health Guidelines on the Prevention and Management of Influenza Outbreaks in Residential Care Facilities in Ireland 2019/2020
- World Health Organization. Infection Prevention and Control Guidance for long-term care facilities in the context of COVID-19: interim guidance, 21 March 2020 World Health Organisation; 2020
- HIQA-Rapid Review of public Health guidance on infection prevention and control measures for residential care facilities in the context of COVID-19 30/30/20

### Note:

The COVID-19 situation is rapidly changing. Guidance will be reviewed and updated regularly.

## 1 Introduction

People living in long term residential care facility (RCF) settings (nursing homes, disability and mental health) are vulnerable populations and have been identified by the World Health Organisation as being at a higher risk of adverse outcomes from COVID-19 and at higher risk of infection due to living in close proximity to others. Factors contributing to high risk of adverse outcomes may include age and the high prevalence of underlying medical conditions. Factors contributing to higher risk of infection may include high care support with the activities of daily living in collective high physical contact environments. The response to COVID-19 in RCF should be based on preparedness, early recognition, isolation, ongoing care of residents and prevention of onward spread.

This document provides guidance and information on the public health management and infection prevention and control measures, to inform and advise local planning and management in community residential facilities. The guidance has been updated from the previous version to reflect the growing experience with COVID-19 in recent weeks and the need to adapt certain control measures that will be required for some time to take account of the needs of residents, in particular related to transfers of care.

The guidance is closely based on the “Public Health Guidelines on the Prevention and Management of Influenza Outbreaks in Residential Care Facilities in Ireland 2019/2020” as many of the key features such as planning preparing and managing a RCF in COVID19 pandemic are the same as in seasonal influenza.

Please note that experience and the evidence base related to COVID-19 are increasing rapidly. Therefore, it is essential that you confirm that you are using the latest version of guidance.

<https://www.hpsc.ie/a-z/respiratory/coronavirus/novelcoronavirus/guidance/infectionpreventionandcontrolguidance/residentialcarefacilities/>



## 2 Roles and responsibilities

### 2.1 Residential Care Facility

This guidance applies to residential care facilities (RCF) where residents are provided with overnight accommodation. The anticipated duration of this accommodation may vary within and between different types of RCF. For example, some RCF for older persons may offer a blend of long-term nursing home and shorter-term respite and convalescence care.

Facilities providing acute inpatient rehabilitation services are advised to refer to the 'Acute Hospital Infection Prevention and Control Precautions for Possible or Confirmed COVID-19 in a Pandemic Setting' <https://www.hpsc.ie/a-z/respiratory/coronavirus/novelcoronavirus/guidance/infectionpreventionandcontrolguidance/>

The primary responsibility for managing the risk of infection with COVID-19 and for control of outbreaks lies with the RCF, within their responsibilities for resident care and infection control. This responsibility is referred to in the 2016 National Standards for Residential Care Settings for Older People in Ireland. All RCF should have in-house (or access to) infection control expertise, and outbreak management plans in place. The Infection Prevention and Control (IPC) service should provide ongoing training to staff with a particular emphasis on Standard Precautions including hand hygiene, respiratory hygiene, cough etiquette and environmental cleaning.

Under the [Infectious Diseases Regulations 1981](#), Amendment February 2020, any medical practitioner who is aware of a case of COVID-19 or an outbreak, is obliged to notify the Medical Officer of Health (MOH) at the regional Department of Public Health. Contact details can be found [here](#) on the HPSC website.

Registered providers must notify the Chief Inspector (HIQA) of an outbreak of a notifiable disease within three working days. (Statutory Notifications Guidance for registered providers and persons in charge of designated centres. January 2016)

### 2.2 Regional Department of Public Health

The Regional Department of Public Health is responsible for investigating cases and outbreaks of COVID-19 and providing overall leadership and oversight for outbreak management.

### 3 COVID-19 Background information

The virus which causes COVID-19 infection is called SARS-CoV-2 and belongs to the broad family of viruses known as coronaviruses. It was first identified in the Wuhan province in China in December 2019 and a global pandemic event was declared in March 2020.

#### 3.1 Transmission

Like other respiratory viruses, the transmission of SARS-CoV-2 occurs mainly through respiratory droplets generated from the mouth and nose of an infected person during activities such as coughing, sneezing, talking or laughing. The droplets may carry virus directly to the mouth, nose and eyes of person standing nearby or may land on a nearby surface. Virus can remain viable on the surface for some time and be transferred to the mouth, nose and eyes of another person on their hands after they touch the contaminated surface. The virus does not penetrate through the skin and is not generally transmitted by the airborne route. However, certain procedures that may be performed known as Aerosol Generating Procedures (AGP) can create the potential for airborne transmission. Further information on AGPs in COVID-19 is available at:

<https://www.hpsc.ie/az/respiratory/coronavirus/novelcoronavirus/guidance/infectionpreventionandcontrolguidance/aerosolgeneratingprocedures/>

Individuals are considered most infectious while they have symptoms. How infectious individuals are depends on the severity of their symptoms and the stage of their illness. Higher levels of virus have been detected in people with severe illness compared to mild cases. Peak levels of virus are found around the time of symptom onset. In general, virus remains detectable in respiratory secretions for up to eight days in moderate cases and longer in severe cases. The widely used tests for the virus can remain positive for much longer (for weeks in some people). The experience and research over the past few months has shown that positive tests results after the person has recovered do not mean that the person is still infectious to others. These tests should not be used to decide when a person is no longer infectious, except in very exceptional circumstances.

It is accepted also that infection is also spread by people who do not have symptoms. People may be infectious for up to two days before they develop symptoms (pre-symptomatic transmission) and some people who never notice any symptoms may be infectious to others (asymptomatic transmission).

The virus has been detected in faeces, urine, blood samples from infected individuals, although it is not clear that these are a significant transmission risk.

### **3.2 Incubation period**

Current estimates suggest that the time between exposure to the virus and developing symptoms (incubation period) is from five to six days, but can range from one to 14 days.

### **3.3 Survival in the environment**

The SARS-CoV-2 virus has an outer coating called a lipid envelope. The presence of the lipid envelope means that virus is likely to survive for shorter periods outside the human body compared to a non-enveloped virus like Norovirus (Winter-vomiting virus). The virus is easily killed by common household cleaning products, including bleach and many disinfectants. Survival on environmental surfaces depends on the type of surface and the environmental conditions. One study using a SARS-CoV-2 strain showed that it can survive on plastic for up to 72 hours, for 48 hours on stainless steel and up to eight hours on copper when no cleaning is performed. However, the levels of virus declined very quickly over the time period.

### **3.4 Clinical features of COVID-19**

Most people with COVID-19 will have mild disease and will recover. A minority will develop more serious illness. People at higher risk of developing more serious illness include:

- Older people – the risk increases progressively in people above the age of 60 years and is particularly high among individuals aged in their 70s and 80s
- Those who are immunocompromised
- Those with underlying medical conditions

The most common signs and symptoms include:

- fever (though this may be absent in the elderly)

- dry cough

Other symptoms can include:

- shortness of breath
- sputum production
- fatigue

Less common symptoms include:

- sore throat
- headache
- myalgia/arthralgia
- chills
- nausea or vomiting
- nasal congestion
- diarrhoea
- haemoptysis
- conjunctival congestion
- anosmia (loss of sense of smell)
- dysgeusia (distortion of sense of taste)
- ageusia (loss of sense of taste)

For more information on symptoms and signs of COVID-19, refer to the latest case definition

<https://www.hpsc.ie/a-z/respiratory/coronavirus/novelcoronavirus/casedefinitions/>.

**It is important to remember that elderly people often present atypically with symptoms such as:**

- **lethargy**
- **increased confusion**
- **change in baseline condition**
- **loss of appetite**

Clinical judgement with a high index of suspicion should be used when assessing residents.

### 3.5 Laboratory testing

- Laboratory testing is helpful to confirm a diagnosis of COVID-19 infection
- Testing is performed in the same way as testing for Influenza. A viral swab is collected from the throat and nasopharynx. Only one swab is used to collect both samples, with the throat site sampled first
- **When testing is performed, ensure the correct swab type is taken (viral swab), sealed tightly to prevent leakage and it is appropriately labelled** with two matching resident identifiers on both the swab and request form, to include the resident's name and date-of-birth (DOB). Ensure that the name and contact details for the resident's doctor are on the request form, together with the address of the RCF and any other contact details required. These should include the name and telephone number (mobile preferably) for the designated person who will receive the laboratory result clearly visible on the request form. Deliver the sample to the testing laboratory as soon as possible. Confirm in advance that you are sending the sample to the designated laboratory to perform the test for your RCF and that samples taken from residents of RCF are being prioritised for testing, particularly in a suspected outbreak
- Current laboratory tests are accurate but no diagnostic test is perfect. If a test result comes back as "SARS-CoV-2 not detected" and the resident remains unwell with no alternative diagnosis, then a diagnosis of COVID-19 is still possible. If there is any concern, the resident's condition should be discussed with their doctor.

## 4 General measures to prevent a COVID-19 outbreak during the pandemic

### 4.1 Planning

- Identify a lead for COVID-19 preparedness and response in the RCF. The lead should be a person with sufficient authority to ensure that appropriate action is taken and may require support of a team, including a liaison person on each unit in the RCF

- RCF settings must have COVID-19 preparedness plans in place to include planning for cohorting of residents (COVID-19 separate from non-COVID-19), enhanced IPC, staff training, establishing surge capacity and promoting resident and family communication
- Maintain an up-to-date line list of all residents in the RCF and all staff working in the RCF, along with contact telephone numbers
- Each RCF should have an area identified where a resident with suspected or confirmed COVID-19 could be isolated
- Where possible, each ward or floor should try and operate as a discrete unit or zone, meaning that staff and equipment are designated to a specific area and are not rotated from other areas (this includes night duty). This may not always be feasible in smaller facilities, but in larger facilities this practice may reduce exposure to risk for staff and residents in the event COVID-19 is introduced into the facility. This may also allow outbreak response measures to be targeted in zones, rather than having to be implemented facility-wide
- Facilities should ensure the availability of supplies, including tissues, alcohol-based hand rub (ABHR), hand wipes, cleaning products, disinfectants and personal protective equipment (PPE) and liaise with local CHO management if there is difficulty in obtaining such supplies
- A summary table of key interventions for the prevention and management of a COVID-19 outbreak can be found in [Appendix A](#)

## 4.2 Education

### 4.2.1 Staff

- All staff should be aware of the early signs and symptoms of COVID-19 and who to alert if they have a concern. Staff should be able to contact an appropriate escalation pathway 24/7  
Please see the HPSC website for the most up to date [case definition for COVID-19](#).
- All staff should have training in standard precautions, in particular hand hygiene, respiratory hygiene and cough etiquette, along with training in transmission-based

precautions (contact, droplet and airborne), including the appropriate use of PPE for each situation

- RCFs should ensure that one or more staff members are trained to collect a viral swab sample for testing for SARS-CoV-2, the cause of COVID-19

#### **4.2.2 Residents**

- Residents should be kept informed of the measures being taken and the reason for these measures during this time. This is particularly important where visiting has been restricted or suspended
- Residents should be encouraged and facilitated to clean their hands and actively assisted with this practice where necessary
- Key messages around cough etiquette (where appropriate) include:
  - Cover your mouth and nose with a disposable tissue when coughing and sneezing to contain respiratory secretions
  - Discard used tissues after use and clean your hands
  - If you don't have a tissue, cough into your forearm or the crook of your elbow
  - Clean your hands
- In line with guidance from the National Public Health Emergency Team (NPHET), the importance of maintaining a physical distance of 2m where possible should be observed
- Where possible and appropriate, residents should be made aware of the need to report any new symptoms of illness to staff members

#### **4.3 Physical distancing measures**

- Residents should be encouraged to stay in their bedroom as much as practical, but with regard for their overall wellbeing
- Residents should be encouraged to maintain distance from other residents and staff where possible. They should also be advised to avoid touching other people (touching hands, hugging or kissing). Exceptions are appropriate for couples who reside in the same RCF
- In order to ensure physical distancing measures, mealtimes may need to be staggered or meals served in the residents' rooms

- Each facility should undertake a review of their daily activities, workflow and staffing allocation and discontinue congregate activities such as watching TV in groups
- Group activities that are necessary for residents' welfare should be risk assessed for necessity and only conducted with small groups of residents where possible. Consider discontinuing completely for a short period
- In this context, consider establishing small groups who consistently attend group activities with each other, rather than having new ad-hoc groupings formed for each day/ activity
- Those group activities considered essential to residents' welfare should be designed to maintain social distancing as much as possible (for example small groups on a rota basis with avoidance of direct contact or close contact)
- Staff members should also be advised to adopt social distancing measures during their break and meal times

#### **4.4 Controls to minimise risk of inadvertent introduction of virus**

##### **4.4.1 Staff**

- Staff should only work in one RCF and not move across settings if at all possible
- Staff should be allocated to one zone within the RCF if at all possible
- Staff should be informed that they must not attend work if they have fever or cough or shortness of breath or any kind of new respiratory symptoms. They should be aware of their local policy for reporting illness to their manager. Also, if one of their household contacts has respiratory symptoms the staff member should contact their manager for advice before attending work
- The NPHE requires that all staff have their temperature measured twice a day, once being at the start of each shift
- In addition, at the start of each shift, all staff should confirm verbally with their line manager that they do not have any symptoms of respiratory illness, such as fever, cough, shortness-of-breath or myalgia
- Staff who become unwell at work should immediately report to their line manager and should be sent home and advised to contact their GP by telephone. If they cannot go



home immediately, they should be isolated in a separate room until they can go home

- Occupational health guidance for healthcare workers is available at:  
<https://www.hse.ie/eng/staff/workplace-health-and-wellbeing-unit/covid-19-guidance/>
  - Staff members who test positive for COVID-19 may return to work 14 days after symptom onset (or date of diagnosis if no symptoms) provided they have had no fever during the last five days. Repeat testing at the end of the illness is not necessary
  - Staff who have been identified as close contacts of a case either in the community or the occupational setting should not attend work for 14 days from the last exposure to the case and restrict their movements as much as possible. Close contacts will be offered testing for COVID-19 at day 0 and day 7
  - Derogations to return to work for healthcare workers who are close contacts of COVID-19 cases can be applied with appropriate caution in RCF, given the high risk of adverse outcomes in these groups in the event of severe staff shortages leading to resident safety issues
- Available Occupational Health supports are detailed in [Appendix B](#).

#### **4.4.2 Visiting by Family and Friends**

- Residents should be kept informed of the measures being taken and the reason for these measures during this time. This is particularly important where visiting has been restricted or discontinued
- In settings where visiting has been restricted, visitors should be encouraged and facilitated to clean their hands and actively assisted with this practice where necessary
- Key messages around cough etiquette (where appropriate) include:
  - Cover your mouth and nose with a disposable tissue when coughing and sneezing to contain respiratory secretions
  - Discard used tissues after use and clean your hands
  - If you don't have a tissue, cough into your forearm or the crook of your elbow
  - Clean your hands

- In line with Public Health guidance, the importance of maintaining a physical distance of 2m where possible should be observed
- COVID-19 Guidance on visitations to Residential Care Facilities V1.0 05/06/2020 is available at <https://www.hpsc.ie/a-z/respiratory/coronavirus/novelcoronavirus/guidance/infectionpreventionandcontrolguidance/residentialcarefacilities/>

#### **4.4.3 Pastoral care**

- Religious/cultural support and rites may be very important to some residents of RCF, in particular towards end of life
- Chaplaincy visits/cultural support are recognised as an important part of a resident's well-being. Visitors providing chaplaincy support should be reminded of the need to minimise physical contact and to follow advice particularly around hand hygiene, respiratory hygiene and cough etiquette
- If it is appropriate to the religious and cultural needs of the resident, pastoral care can be provided remotely for example by phone, video link this is preferable

#### **4.4.4 Others**

- The presence of essential contractors (e.g., maintenance workers) in the RCF should be kept to a minimum
- Only essential healthcare/cleaning/cooking professionals should be permitted to enter the facility
- Non-essential services, including volunteers should be suspended

#### **4.4.5 Resident transfers**

Guidance on resident transfers is addressed as an appendix to this document. (**Appendix H**)

### **4.5 Increase surveillance and early identification of cases COVID-19 infection**

- Surveillance (monitoring for illness) is an essential component of any effective infection control programme
- RCFs should ensure that they have means in place to identify a new case of COVID-19 and control transmission, through active monitoring of residents and staff for new symptoms of

infection, rapid application of transmission-based precautions to those with suspected COVID-19, prompt testing of symptomatic residents and referral of symptomatic staff for evaluation. Current case definition can be found [here](#).

- The RCF should ensure that there is twice daily active monitoring of residents for signs and symptoms of respiratory illness or changes in their baseline condition (e.g., increased confusion, falls, and loss of appetite or sudden deterioration in chronic respiratory disease)
- There should be early identification of staff absenteeism, which may be due to COVID-19 infection or a requirement to restrict movements for close contacts of a COVID-19 case

## 5 Management of an outbreak of COVID-19

When there is suspicion of COVID-19 the MOH should perform a risk assessment to determine whether there is either possible or confirmed transmission in the facility.

Laboratory testing should be arranged as quickly as possible. However, it is not necessary to wait for laboratory test results before beginning initial investigation, contacting Public Health or implementing control measures. There should be heightened awareness among staff, so that other residents with symptoms are quickly identified.

A local incident management meeting should be arranged promptly and involve key staff members including housekeeping, nursing staff, allied healthcare professional and medical staff.

This group should:

- Try and establish whether it is likely an outbreak might occur, taking in to account the following:
  - Could onward transmission have already occurred? (e.g., resident had widespread contact with others in the 48 hours before symptom onset)
    - Are they in a single room or sharing?

- Is the resident ambulatory?
  - Have they spent time with others in communal areas or group activities?
  - Are there behavioural characteristics which might be increased risk of transmission?
- Identify are any other residents symptomatic and if so, what are their symptoms?
  - Identify are any staff symptomatic or has there been an increase in staff absenteeism?
  - Identify residents and staff who were in close contact with the symptomatic resident in the 48 hours before symptom onset or before isolation and transmission-based precautions were implemented.

The initial management of the possible case and close contacts should be the same as for a confirmed case of COVID-19 until an alternative diagnosis has been identified

## 5.1 Declaring an outbreak

For surveillance purposes, the following outbreak definition applies:

### **Confirmed**

A cluster/outbreak, with two or more cases of laboratory confirmed COVID-19 infection regardless of symptom status. This includes cases with symptoms and cases who are asymptomatic.

### OR

A cluster/outbreak, with two or more cases of illness with symptoms consistent with COVID-19 infection (as per the COVID-19 case definition), and at least one person is a confirmed case of COVID-19.

### **Suspected**

A cluster/outbreak, with two or more cases of illness with symptoms consistent with COVID-19 infection (as per the COVID-19 case definition)

## 5.2 Outbreak Control Team (OCT)

- All outbreaks of COVID-19 in RCF must be reported to the regional Medical Officer of Health (MOH) at the Department of Public Health at the earliest opportunity
- Public Health doctors from the Regional Department of Public Health will provide overall leadership for the management of the COVID-19 outbreak in the RCF
- Ideally, the OCT should have regular, active involvement of a Public Health Doctor. However, if that is not practically possible, following initial consultation and advice from Public Health, the OCT should liaise on a regular ongoing basis with the regional Public Health Department to provide updates on outbreak progress and seek further advice as appropriate
- The OCT membership should be decided at local level and will depend on available expertise
- An OCT Chairperson should be agreed
- Members of the OCT may include any of the following. However, in many settings it may not be possible to include all the expertise referred to below:
  - Specialist in Public Health Medicine and/or Public Health Department Communicable Disease Control Nurse Specialist
  - GP/Medical officer/Consultant to RCF (dependent on nature of RCF)
  - Director of Nursing or Nurse Manager from RCF
  - Management representative from the RCF i.e. manager or CEO
  - Community Infection Prevention and Control Nurse (CIPCN) where available
  - Administration support
- Other members who may need to be included, particularly if it is an extensive or prolonged outbreak include:
  - Community Services General Manager
  - Administrative support
  - Occupational Medicine Physician
  - Consultant Clinical Microbiologist
  - Representative from HPSC

- Communications officer
- Every member involved should have a clear understanding of their role and responsibility
- The frequency required for the OCT meeting should be decided and they should be carried out in consideration of social distancing requirements via teleconference/videoconference facilities
- Public Health will formulate a case definition, assign an outbreak code and decide as to whether an on-site visit is required or not
- The RCF should inform HIQA or Mental Health Commission, as appropriate and the local CHO as per usual protocols

Before the first meeting of the OCT, the local incident team should gather as much information as possible to include:

- A line list of all residents and staff. Template can be found in [Appendix C](#).
- Identify the total number of people ill (residents & staff), dates of illness onset and the spectrum of symptoms
- Identify staff and residents who have recently recovered, developed complications, been transferred to acute hospitals and those who have died
- Information on laboratory tests available including the number of tests taken to date and the date sent to the laboratory, along with the reported results
- Determine if the number of symptomatic residents/staff involves more than one unit/floor/ward or if the outbreak is confined to one area only
- Use the case definitions for possible, probable and confirmed COVID-19 available on the HPSC website [here](#).
- A checklist for outbreak management can be found in [Appendix D](#).

### **5.3 Management of a possible or confirmed case of COVID-19**

- The initial assessment of the resident should be performed by their doctor by telephone
- If COVID-19 is suspected, the doctor will arrange testing

- If the clinical condition does not require hospitalisation, the resident should not be transferred from the facility on infection prevention and control grounds
- Where there is capacity, a resident with possible or confirmed COVID-19 should be placed in a single room with transmission-based precautions and appropriate use of PPE by staff (**Appendix F & Appendix G**)
- Room doors should be kept closed where possible and safe to do so
- When this is not possible, ensure the resident's bed is moved to the furthest safe point in the room to try and achieve a 2m physical distance to the door
- Display signage to reduce entry into the room, but confidentiality must be maintained
- Take time to explain to the resident the importance of the precautions that are being put in place to manage their care and advise them against leaving their room
- Ideally, the resident's single room should have en suite facilities
- If an en suite is not available, try to designate a commode or toilet facility for the resident's use
- In the event of a commode being used, the HCW should exit the resident's room while wearing appropriate PPE, transport the commode directly to the nearest sluice (dirty utility) and remove the PPE in the sluice after placing the contents directly into the bed pan washer or pulp disposal unit. A second person should be available to assist with opening and closing doors to the single room and sluice room. If a second person is not available, change gloves and perform hand hygiene and put on a clean pair of disposable gloves
- If the resident must use a communal toilet ensure it is cleaned after every use
- Listen and respond to any concerns residents may have to ensure support and optimal adherence is achieved during their care
- If well enough, a resident may go outside alone if appropriate or accompanied by a staff member maintaining a distance of 1 to 2 m from both staff and other residents. If the staff member can maintain this distance, they do not need to wear PPE

- If the resident passes briefly through a hallway or other unoccupied space to go outside, there is no requirement for any additional cleaning of that area beyond normal good practice
- If entry to an occupied shared space is unavoidable, the symptomatic resident should be encouraged to clean their hands and wear a surgical mask (if tolerated) or to cover their mouth and nose with a tissue
- Residents with confirmed COVID-19 will require appropriate healthcare and social support, including access to their doctor or GP for medical management
- Residents with confirmed COVID-19 infection should remain in isolation on contact and droplet precautions until 14 days after the first date of onset of symptoms and they are fever free for the last five days
- Staff should be mindful that prolonged isolation may be stressful for some residents and to encourage relatives and other residents where practical to communicate with them regularly via phone or video calls

#### **5.4 Cohorting residents with possible or confirmed COVID-19**

- Placement of residents with possible or confirmed COVID-19 in a designated zone, with designated staffing (where staffing levels permit) to facilitate care and minimise further spread is known as cohorting. As the lay-out for each RCF will differ, the zoned area might be a floor, a wing or a separate annex. In these zoned areas, heightened infection prevention and control measures are critical
- Cohorting includes residents who are placed in single rooms close together, or in multi-occupancy areas within the building or section of a ward/unit
- Where possible, residents with probable or confirmed COVID-19 should be isolated in single rooms with en-suite facilities. If there are multiple residents, these single rooms should be located in close proximity to one another in one zone, for example on a particular floor or area within the facility
- Where single room capacity is exceeded and it is necessary to cohort residents in a multi-occupancy room:



- Only residents with a **confirmed diagnosis of COVID-19** can be cohorted together;
- Residents with suspected COVID-19 should not be cohorted with those who are confirmed positive;
- The risk of cohorting **suspected cases** in multi-occupancy areas is much greater than that of cohorting confirmed positive residents together, as the suspected cohort is likely to include residents with and without COVID-19;
- Where residents are cohorted in multi-occupancy rooms, every effort should be made to minimise cross-transmission risk:
  - Maintain as much physical distance as possible between beds; if possible reduce the number of residents/beds in the area to facilitate social distancing
  - Close privacy curtains if available between the beds to minimise opportunities for close contact
- There should be clear signage indicating that the area is a designated zone to alert staff about cohorting location in the RCF. A zone may have multi-occupancy rooms or a series of single rooms
- A designated cohort area should ideally be separated from non-cohort areas by closed doors
- Minimise unnecessary movement of staff in cohort areas and ensure that the number of staff entering the cohort area is kept to a minimum
- Staff working in cohort areas should not be assigned to work in non-COVID-19 areas
- In so far as is possible, the cohort area should not be used as a thoroughfare by other residents, visitors or staff, including residents being transferred, staff going for meal breaks and staff entering and exiting the building

## 5.5 Management of close contacts of a possible or confirmed case of COVID-19

- Residents who are contacts of a confirmed or possible case should be accommodated in a single room with their own bathing and toilet facilities. If this is not possible, cohorting in small groups (two to four) with other contacts is acceptable

- Residents who are contacts should be advised to avoid communal areas and stay in their room where it is practical to do so until 14 days after exposure
- Residents who are contacts may go outside if appropriate, alone or accompanied by a staff member maintaining a distance of 1m to 2m. An accompanying staff member in this situation is not required to wear PPE.
- Note: testing of contacts for COVID-19 is now recommended at day 0 and day 7. Regardless of the outcome of these scheduled tests, the resident should be referred to their doctor for assessment at any time if they develop symptoms of infection. Note also that even if the test is reported as SARS-CoV-2 not detected, the requirement for isolation for 14 days will remain in place
- If the resident transits briefly through hallway or other unoccupied space to go outside, there is no requirement for any additional cleaning of that area beyond normal good practice
- If entry to an occupied shared space is unavoidable, the resident should be encouraged to perform hand hygiene and wear a surgical mask or to cover their mouth and nose with a tissue

## **5.6 Infection prevention and control measures**

### **5.6.1 Standard precautions**

Standard Precautions are the minimum infection prevention practices that apply to all patient care, regardless of suspected or confirmed infection status of the patient, in any setting where health care is delivered. For further information on standard precautions and the chain of infection refer to HSEland online learning or [www.hpssc.ie](http://www.hpssc.ie) . With regard to COVID-19, key elements include:

### **5.6.2 Hand hygiene**

- Hand hygiene is the single most important action to reduce the spread of infection in health and other social care settings and is a critical element of standard precautions

- Facilities must provide ready access for staff, residents and visitors to hand hygiene facilities and alcohol-based hand rub (ABHR)
- Staff should adhere to the WHO five moments for hand hygiene
  - Hand hygiene must be performed immediately before every episode of direct resident care and after any activity or contact that potentially results in hands becoming contaminated, including the removal of PPE, equipment decontamination, handling of waste and laundry
- Residents should be encouraged and facilitated to clean their hands after toileting, after blowing their nose, before and after eating and when leaving their room. If the resident's cognitive state is impaired, staff must help with this activity
- **The use of gloves is not a substitute for hand hygiene. Hand hygiene is required before putting on gloves and immediately after they have been removed**
- HSEland hand hygiene training is available online and staff should be encouraged to do refresher training at [www.hseland.ie](http://www.hseland.ie)

Refer to hand hygiene information posters [Appendix E](#).

### 5.6.3 Respiratory hygiene and cough etiquette

- Respiratory hygiene and cough etiquette refer to measures taken to reduce the spread of viruses via respiratory droplets produced when a person coughs or sneezes
- Disposable single-use tissues should be used to cover the nose and mouth when sneezing, coughing or wiping and blowing the nose
- Used tissue should be disposed of promptly in the nearest foot operated waste bin
- Some residents may need assistance with containment of respiratory secretions. Those who are immobile will need a waste bag at hand for immediate disposal of the tissue. Hands should be cleaned with either soap and water or ABHR after coughing sneezing, using tissues or after contact with respiratory secretions and contaminated objects

- Staff and residents should be advised to try to avoid touching their eyes, mouth and nose

#### 5.6.4 Personal Protective Equipment (PPE)

- As part of standard precautions, it is the responsibility of every HCW to undertake a risk assessment PRIOR to performing a clinical care task, as this will inform the level of IPC precautions needed, including the choice of appropriate PPE for those who need to be present
- Full guidelines on the appropriate selection and use of PPE [Appendix F](#) and [G](#) and <https://www.hpsc.ie/az/respiratory/coronavirus/novelcoronavirus/guidance/infectionpreventionandcontrolguidance/ppe/>
- Current guidance in the context of COVID-19 for the use of surgical masks by HCW states that:
  - HCW should wear surgical masks when providing care to residents within 2m of a resident, regardless of the COVID-19 status of the resident
  - HCW should wear surgical masks for all encounters with other HCWs in the workplace where a distance of 2m cannot be maintained and the encounter is expected to last longer than 15 minutes
- Educational videos are also available on [www.hpsc.ie](http://www.hpsc.ie) at <https://www.hpsc.ie/az/respiratory/coronavirus/novelcoronavirus/guidance/infectionpreventionandcontrolguidance/videoresourcesforipc/>
- All staff must be trained in the proper use of all PPE that they may be required to wear
- Note that in outbreak situations or other exceptional circumstances where extended use of some items of PPE (other than gloves) when moving between patients with a confirmed diagnosis of COVID-19 might be considered, it is important to make every effort to avoid generalised use of PPE throughout the facility without considering the level of risk.
- In the event of extended use of PPE being necessary, define clean and contaminated zones. PPE should be donned before entering the contaminated zone and doffed and

hand hygiene performed before entering clean zones. Where staff are having meals on a unit to minimise staff interaction, it is essential that the staff refreshment area is a clean zone. Corridors between units should be designated clean zones. Clinical stations should normally be clean zones

- Transiting through the hallway of a contaminated zone without providing resident care does not require use of PPE, if the residents are in their rooms and there is no physical contact with other staff wearing PPE

### **5.6.5 Transmission-based precautions for COVID-19**

- Transmission based precautions are IPC measures which are implemented in addition to standard precautions when standard precautions alone are insufficient to prevent the onward transmission of specific infectious diseases. [See Appendix G.](#) They include contact, droplet and airborne precautions. In general, COVID-19 is spread by respiratory droplets – transmission may be direct, through contact with the respiratory secretions of someone with COVID-19, or indirect, through contact with a contaminated surface/object. Less commonly, airborne spread may occur for example during aerosol generating procedures (AGP).

<https://www.hpsc.ie/az/respiratory/coronavirus/novelcoronavirus/guidance/infectionpreventionandcontrolguidance/aerosolgeneratingprocedures/>

- Transmission-based precautions should be applied immediately to all suspected cases of COVID-19:
  - It is recognised however that there can be significant challenges in applying transmission-based precautions in residential settings, which resemble household settings more than acute hospitals. Transmission-based precautions may need to be modified to take into account that the setting is also the resident’s home. A pragmatic, compassionate and proportionate approach may be necessary when considering the care needs of the resident balanced against the risk to others

### **5.6.6 Care Equipment**

- Where possible, use single-use equipment for the resident and dispose of it as healthcare risk waste into a designated healthcare risk waste bin inside the room
- Where single use equipment is not possible, use designated care equipment in the resident's room or cohort area. In a cohort area, the equipment must be decontaminated immediately after use and before use on any other resident following standard cleaning protocols. This designated equipment should not be shared with other residents in non COVID-19 areas (e.g., lifting devices, commodes, moving aides etc.)
- If it is not possible to designate pieces of equipment to the resident or cohort area these must be decontaminated immediately after use and before use on any resident following standard cleaning protocols
- There is no need to use disposable plates or cutlery. Crockery and cutlery should be washed after use in a dishwasher or by handwashing, using household detergent and hand-hot water

### **5.6.7 Management of blood and body fluid spillages**

- Should be managed in line with local policy

### **5.6.8 Management of waste**

- Dispose of all waste from residents with confirmed or suspected COVID-19 as healthcare risk waste (also referred to as clinical risk waste)
- When removing waste, it should be handled as per usual precautions for healthcare risk waste
- The external surfaces of the bags/containers do not need to be disinfected
- All those handling waste should wear appropriate PPE and clean their hands after removing PPE
- Hands-free healthcare risk waste bins should be provided in single rooms and cohort areas
- If a healthcare risk waste service is not available in the RCF, then all consumable waste

items that have been in contact with the individual, including used tissues, should be put in a plastic rubbish bag, tie the bag, place in a second bag and leave for 72 hours. This should be put in a secure location prior to usual waste collection

- Bodily waste, such as urine or faeces from individuals with possible or confirmed COVID-19 does not require special treatment and can be discharged into the sewage system

### **5.6.9 Safe management of linen (laundry)**

- All towels, clothing or other laundry used in the direct care of residents with suspected and confirmed COVID-19 should be managed as 'infectious' linen
- Linen must be handled, transported and processed in a manner that prevents exposure to the skin and mucous membranes of staff, contamination of their clothing and the environment
- Disposable gloves and an apron should be worn when handling linen
- All linen should be handled inside the resident room/cohort area. A laundry skip/trolley should be available as close as possible to the point-of-use for linen deposit, for example immediately outside the cohort area/isolation room
- When handling linen, the HCW should not:
  - rinse, shake or sort linen on removal from beds/trolleys;
  - place used/infectious linen on the floor or any other surfaces (e.g., a bedside locker/table top);
  - handle used/infectious linen once bagged;
  - overfill laundry receptacles; or
  - place inappropriate items in the laundry receptacle (e.g., used equipment/needles)
- When managing infectious linen, the HCW should:
  - Place linen directly into a water-soluble/alginate bag and secure;
  - Place the alginate/water-soluble bag into the appropriately-coloured linen bag (as per local policy)
  - Store all used/infectious linen in a designated, safe area pending collection by a laundry service

- If there is no laundry service, laundry should be washed using the hottest temperature that the fabric can withstand and standard laundry detergent
- Laundry may be dried in a dryer on a hot setting

#### **5.6.10 Environmental hygiene**

- The care environment should be kept clean and clutter free in so far as is possible, bearing in mind this is the resident's home
- Residents observation charts, medication prescription and administration records (drug kardexes) and healthcare records should not be taken into the resident's room to limit the risk of contamination

#### **5.6.11 Routine cleaning**

- Decontamination of equipment and the care environment must be performed using either:
  - A combined detergent/disinfectant solution at a dilution of 1,000 parts per million available chlorine (ppm available chlorine (av.cl.)); or
  - A general-purpose neutral detergent in a solution of warm water, followed by a disinfectant solution of 1,000 ppm av.cl.
  - Only cleaning (detergent) and disinfectant products supplied by employers are to be used. Products must be prepared and used according to the manufacturer's instructions and recommended product "contact times" must be followed
- Hoovering of carpet floor in a resident's room should be avoided during an outbreak and while the patient is infectious. When the resident is recovered the carpet should be steam cleaned
- All shared spaces should be cleaned with detergent and disinfectant
- Equipment used in the cleaning/disinfection of the isolation area should be single-use where possible and stored separately to equipment used in other areas of the facility.
- Household and care staff should be trained in the appropriate use and removal of PPE  
**(Appendix F)**



- In practical terms, single room cleaning may be undertaken by staff who are also providing care to the resident while in the single room

#### **5.6.12 Frequency of cleaning**

- All surfaces in the resident room/zone should be cleaned and disinfected at least daily and when visibly contaminated. These include high-touch items; bedrails, bedside tables, light switches, remote controls, commodes, doorknobs, sinks, surfaces and equipment close to the resident (e.g., walking frames, sticks, phone or other mobile device).
- Handrails and table tops in facility communal areas, along with nurses station counter tops and equipment require regular cleaning
- Cohort areas and clinical rooms must be cleaned and disinfected at least daily and when visibly contaminated and a documented cleaning schedule should be available to confirm this.

#### **5.6.13 Terminal cleaning**

- Terminal cleaning should always be performed after a resident has vacated the room and is not expected to return. In addition to the routine cleaning protocols, a terminal clean is needed.
  - Removal of all detachable objects from a room or cohort area, including laundry and curtains;
  - Removal of waste;
  - Cleaning (wiping) of lighting and ventilation components on the ceiling;
  - Cleaning of the upper surfaces of hard-to-reach fixtures and fittings;
  - Cleaning of all other sites and surfaces working from those at higher level down to floor level
- A terminal clean checklist is good practice to support cleaning or household staff to effectively complete all environmental cleaning tasks, which should be signed off by the cleaning supervisor before the room reopens for occupancy

#### **5.6.14 Staff uniforms/clothing**

- Staff uniforms are not considered to be personal protective equipment
- Uniforms should be laundered daily and separately from other household linen; in a load not more than half the machine capacity at the maximum temperature the fabric can tolerate, then tumble dried or ironed
- Staff should avoid bringing personal items, including mobile phones into isolation or cohort areas

### **5.7 Communication**

- Good communication is essential for residents, family and staff members
- Provide regular information sessions and education on measures required for staff members and assign someone to do these

### **5.8 Support services for staff and residents**

- The effect on staff and residents during outbreak events should not be underestimated especially where there have been deaths in the RCF. Every effort should be made to support those who are impacted by outbreak events

## **6 Care of the dying**

- A compassionate, pragmatic and proportionate approach is required in the care of those who are dying
- The presence of a person close to the resident should be facilitated in so far as it is possible, they should be aware of the potential infection risk
- Pastoral care team where requested by the person or their family and who are willing to attend should NOT be restricted from entering the facility
- All persons in attendance should be advised to wear a surgical mask and plastic apron. Gloves are not essential, so long as those in attendance understand the risks; perform hand hygiene after touching the person and before leaving the room
- Visitors should be instructed on how to put on and take off the PPE and how to perform hand hygiene. Where practical, visitors should be supervised when donning and doffing PPE

- For the anointing of the sick or other rites where only transient physical contact is required, gloves are not necessary, so long as hand hygiene is performed immediately after anointing or touching the person
- Visitors should avoid contact with people other than the person they are accompanying

## **7 Care of the recently deceased**

### **7.1 Hygienic preparation**

- Any IPC precautions that have been advised before death must be continued in handling the deceased person after death
- Hygienic preparation includes; washing of the face and hands, closing the mouth and eyes, tidying the hair and in some cases, shaving the face
- Washing or preparing the body for religious reasons is acceptable if those carrying out the task wear long-sleeved gowns, gloves, a surgical face mask and eye protection, if there is a risk of splashing

### **7.2 Handling personal possessions of the deceased**

- Most jewellery including watches, rings, bracelets, earrings and items like photo frames can be wiped down using a detergent/disinfectant wipe. Alternatively, items of jewellery (with the exception of watches) can be placed in hot, soapy water and cleaned first, then rinsed and dried using disposable paper towels
- Items of clothing and soft toys should be placed directly into a washing machine and washed on the hottest setting that the fabric can withstand
- Paper materials (e.g. books, prayer books/bible) or items that cannot be wiped should be placed in a plastic bag and left aside for 72 hours before handling
- Clothing that needs to be hand washed should be placed in a plastic bag and stored for 72 hours, after which it can be washed

- Personal belongings that family members wish to discard should be placed in a plastic bag and tied securely, then placed in a second plastic bag and set aside for 72 hours after which it can go out for collection in the appropriate general waste stream

### **7.3 Transport to the mortuary**

- An inner lining is not required in terms of COVID-19 risk, but may be required for other practical reasons such as maintaining dignity or preventing leakage affecting the mortuary environment
- A surgical face mask or similar should be placed over the mouth of the deceased before lifting the remains into the inner lining
- Those physically handling the body and placing the body into the coffin or the inner lining should wear, at a minimum, the following PPE:
  - Gloves
  - Long sleeved gown
  - Surgical face mask
- Pay close attention to hand hygiene after removal of PPE
- The family should be advised not to kiss the deceased and should clean their hands with alcohol hand rub or soap and water after touching the deceased

**PPE is not required for transfer, once the body has been placed in the coffin.**

## **8 Monitoring outbreak progress**

- Monitoring the outbreak will include ongoing surveillance to identify new cases and to update the status of ill residents and staff
- The nominated RCF liaison person should update the line listing with new cases or developments as they occur and communicate this to the OCT on a daily basis or more frequently if major changes occur, in line with Public Health recommendations until the outbreak is declared over

- The review of this information should examine issues of ongoing transmission and the effectiveness of control measures
- Institute active daily surveillance for fever or respiratory symptoms, including cough, in residents and staff for 28 days after the date of onset of symptoms of the last resident COVID-19 case

## **9 Declaring the outbreak over**

In order to declare that the outbreak is over, the RCF should not have experienced any new cases of infection (resident or staff) which meet the case definition for a period of 28 days (two incubation periods)

## Appendix A: Prevention and control of outbreaks of COVID-19 in RCF

	Domain	Action	Comment
<b>Pre-Outbreak Measures</b>	Planning and Administration	Written Policies	Immunisation policies Standard transmission based precautions including droplet and contact Written outbreak management plan
		RCF Lead (Named person)	To oversee development, implementation and review of policies and procedures
		Training and Education	For all staff Ongoing training – standard and transmission-based precautions, PPE Measures to improve compliance
		Provision of supplies	Hand hygiene supplies, PPE, disinfection materials, viral swabs, request forms and arrangements for prioritised testing of samples
	Standard Precautions	Standard infection control procedures	SP should be practiced by all staff at all times
	Surveillance	Awareness of signs and symptoms of COVID	Formal process to record any new symptomatic residents twice daily
<b>Early recognition</b>	Case Definition	As per HPSC guidance	Case definition may change as pandemic progresses
	Outbreak Definition	Action threshold for outbreak control measures	One suspected or confirmed case for public health action
	Communication of suspected outbreak	Notification of senior management, medical and public health staff, CHO and NH lead	Follow RCF algorithm
	Formation of outbreak control team (OCT)	OCT may be convened following risk assessment	
	Testing	Viral swab	As per current guidance
	Initial Actions	Daily Case list	
		Activate Daily surveillance	
		Appropriate IPC precautions in place	Contact and Droplet precautions in the cohorted area/zone
		Resident placement	Single rooms Cohorting or Zone allocation
		Respiratory etiquette	

<b>During an Outbreak</b>	Infection Control Measures	Hand Hygiene	5 Critical points: <ul style="list-style-type: none"> <li>• Before patient contact</li> <li>• Before septic task</li> <li>• After body fluid exposure</li> <li>• After patient contact</li> <li>• After contact with patient surroundings</li> </ul> Hand hygiene after PPE removal
		PPE	Gloves Aprons Gowns Face protection
		Aerosolised generating Procedure	See HPSC guidance <a href="#">document</a> . Highest level of PPE (FFP2/3) available if performing a high risk AGP
	Environmental control measures		Resident environmental cleaning and disinfection Residential Care Equipment Laundry Eating utensils and crockery
	Containment Measures		New admissions restricted Transfers restricted Restricted communal activities Staffing precautions Visitor restrictions
	<b>Post Outbreak</b>	Declaration of end of outbreak	
Final evaluation		Review of management of outbreaks and lesson learned	Coordination with Public Health and OCT if this was convened

## Appendix B Proposal for occupational health supports

### Staff Screening and Prioritisation for COVID -19 Testing

1. Fitness for work
2. Guidance on Pregnant Healthcare Workers (HCWs), Vulnerable HCWs and HCW with Other Pre-Existing Disease available at <https://www.hse.ie/eng/staff/workplace-health-and-wellbeing-unit/covid-19-guidance/> Testing and Return to work
  - a. Priority Testing available to all HCW through GP Health-link
  - b. Guidance on Testing and Return to Work available at <https://www.hse.ie/eng/staff/workplace-health-and-wellbeing-unit/covid-19-guidance/>
    - Telephone Assessment, Testing Pathway and Return to Work of Symptomatic Healthcare Workers Algorithm
    - Guidance on Derogation for the return to work of Healthcare Workers
    - Leaflets for 'Essential' HCWs returning to work on active or passive monitoring.
    - Active twice daily temperature monitoring chart
3. Contact Tracing
  - a. Access to CRM via either Public Health Outbreak Control Team or Occupational Health
  - b. Deployment of contact tracing teams for complex cases as above
    - Guidance on Contact Tracing available at <https://www.hse.ie/eng/staff/workplace-health-and-wellbeing-unit/covid-19-guidance/>Interim Guidance for Coronavirus - Healthcare Worker Management By Occupational Health
    - Leaflets for casual/close contacts and HCWs returning from travel
    - Risk Assessment of Healthcare Workers with Potential Workplace Exposure to Covid-19 Case
4. Personal Protection Equipment
  - a. HSE single point of contact for the supply and replenishment of critical PPE stocks  
<https://www.hse.ie/eng/about/who/healthbusinessservices/procurement/hbs%20procurement%20covid-19%20.html>




- b. Advice and Support for appropriate PPE for specific procedures on HPSC website with wide distribution of information through both HIQA and Nursing Home Ireland  
<https://www.hpsc.ie/az/respiratory/coronavirus/novelcoronavirus/guidance/infectionpreventionandcontrolguidance/ppe/>
  - c. Training videos online
    - i. Education modules for putting on and taking off PPE safely on [HSELand](#) (One for staff working in acute hospital settings and one for staff working in the community settings).
    - ii. [Log in to HSELand](#) using private email address and search for ‘putting on and taking off PPE’)
5. EAP supports
- a. EAP/ WHWU published staff mental health guidance for HSE healthcare workers: *“Minding Your Mental Health during COVID-19”*:  
<https://healthservice.hse.ie/staff/news/coronavirus/staff-minding-your-mental-health-during-the-coronavirus-outbreak.html>
  - b. Health Sector Psycho-Social supports available to HCWs, delivered through CHO-based COVID psychosocial support teams.
  - c. WHWU Guidance on Death in Service of a Colleague due to COVID-19 (available on request)

### **Strengthened HSE National and Regional Governance Structures**

HSE RCF OH services can be found at this link: <http://workwell.ie/contact-list/contact-your-local-occupational-health-service/>

**For RCF with no existing OH services see Table 1:**

**Table 1 Proposed Referral AND Escalation Pathway for OH supports**

			
STEP 1	STEP 2	STEP 3	STEP 4
Local LTRC	Community Health Organisation	Designated OH Nursing Supports	Designated OH Medical Supports
<b>Donegal</b> <b>Sligo,</b> <b>Leitrim</b> <b>Cavan,</b> <b>Monaghan</b> <b>Mayo,</b> <b>Roscommon</b> <b>Galway</b> <b>Limerick</b>	<b>CHO 1</b> Donegal/Sligo/Leitrim/Cavan/Monaghan <b>Frank Morrison</b> Frank.Morrison@hse.ie <b>CHO 2</b> Galway/ Roscommon Mayo <b>Martin Greaney</b> Martin.Greaney@hse.ie <b>CHO 3</b> Clare/ Limerick/ North Tipp/East Limerick <b>Paschal Moynihan</b> Paschal.Moynihan@hse.ie	<a href="mailto:Supportregion1@centrichealth.ie">Supportregion1@centrichealth.ie</a>	<b>Dr Muiris Houston</b>
<b>Kerry, Cork,</b> <b>Waterford,</b> <b>Wexford,</b> <b>Tipperary,</b> <b>Kilkenny,</b> <b>Carlow</b>	<b>CHO 4</b> North Cork North Lee South Lee West Cork Kerry <b>Gabrielle O'Keeffe</b> Gabrielle.Okeeffe@hse.ie <b>CHO 5</b> Waterford Wexford Carlow/Kilkenny Tipperary South <b>Kate Killeen White</b> Kate.Killeen@hse.ie	<a href="mailto:Supportregion2@centrichealth.ie">Supportregion2@centrichealth.ie</a>	<b>Dr Peter O'Callaghan</b>
<b>Wicklow,</b> <b>Kildare,</b> <b>South Dublin</b>	<b>CHO 6</b> Dublin South East Dun Laoghaire Wicklow <b>John O'Donovan</b> John.Odonovan1@hse.ie <b>CHO 7</b> Dublin South City Dublin West Dublin South West Kildare/West Wicklow <b>Carol Cuffe</b> Carol.Cuffe@hse.ie	<a href="mailto:Supportregion3@centrichealth.ie">Supportregion3@centrichealth.ie</a>	<b>Dr Lena Murphy</b>

<b>Offaly, Longford, West Meath Laois, Cavan, Monaghan, Louth, North Dublin</b>	<b>CHO 8</b> Laois/Offaly Longford/Westmeath Louth Meath  <b>Jude O'Neill</b> CHO8.socialcare@hse.ie  <b>CHO 9</b> Dublin North Central Dublin North West Dublin North  <b>Olive Hanley</b> hosc.dncc@hse.ie	<a href="mailto:Supportregion4@centrichealth.ie">Supportregion4@centrichealth. ie</a>	<b>Dr Fiona Kevitt</b>
---	--	---	----------------------------

**Helpline 1850 420 420 9am-6pm Monday to Friday, 10am- 6pm Weekends**  
**(Fully staffed helpline for all HCW with medical and nursing OH advice)**

## **Appendix C: Details for line listing**

1. Outbreak code (on top of line list as title)
2. Name of case
3. Case ID
4. Location (unit/section)
5. Date of birth/age
6. Gender
7. Status i.e. resident, staff member, volunteer, visitor
8. Date of onset of symptoms
9. Date of notification of symptoms
10. Clinical symptoms (outline dependent on case definition) e.g. fever, cough, myalgia, headache, other
11. Samples taken and dates
12. Laboratory results including test type e.g. RT-PCR,
13. Date when isolation of resident was started
14. Date of recovery
15. Duration of illness
16. Outcomes: recovery, pneumonia, other, hospitalisation, death
17. Also include work assignments of staff and last day of work of ill staff member
18. State if staff worked in other facilities

**Have separate sheets for both staff and residents**



**Appendix C: Part 2 –Residents ONLY**

Name of Facility: ..... Name of Outbreak: ..... Outbreak Code.....

Test Results			Outcome			
ID	Pathology Test Done Yes/No, If yes, date:	Type of Test and Result	Pneumonia	Hospitalisation (Date)	Death (Date)	Recovered to pre-outbreak health status. Yes/No. If Yes, date:

**Key: (Y =Yes, N=No, U=Unknown)**



**Appendix C: Part 4 –Staff ONLY\***

Name of Facility: ..... Name of Outbreak: ..... Outbreak Code:.....

ID	Test Results		Outcome				Work exclusion
	Pathology Test Done Yes/No, If yes, date:	Type of Test and Result	Pneumonia	Hospitalisation (Date)	Death (Date)	Recovered to pre-outbreak health status. Yes/No. If Yes, date:	Excluded from work until (Date)

**Key: (Y =Yes, N=No, U=Unknown)**



## Appendix D: Checklist for outbreak management


	Discussion point	Decision/action to be taken (date completed)	Person responsible
1	Declare an outbreak and convene an OCT following Public Health risk assessment		
2	Agree the chair		
3	Formulate an outbreak code and working case definition		
4	Define the population at risk		
5	Active case finding, request line listing of residents and staff from the RCF		
6	Discuss whether it is a facility-wide outbreak or unit-specific		
7	Confirm how and when communications will take place between the RCF, CIPCN, CHO NH lead, Public Health and the laboratory		
8	Review the control measures (infection control necessary to prevent the outbreak from spreading). Confirm that the management of the facility is responsible for ensuring that agreed control measures are in place and enforced		
9	Discuss which specimens have been collected. Notify the laboratory of the investigation.		
10	Confirm the type and number of further laboratory specimens to be taken. Clarify which residents and staff should be tested.		
11	Confirm that the laboratory will phone or fax results (both positive and negative) directly to the requesting doctor and that this person will notify Public Health. Review the process for discussing laboratory results with the RCF's designated officer.		
12	Liaise with the RCF and laboratory regarding specimen collection and transport		

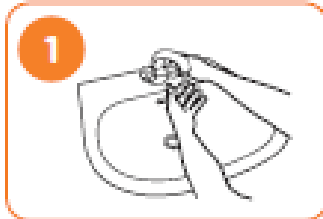
13	Identify persons/institutions requiring notification of the outbreak e.g. families of ill or all residents of the facility; health care providers e.g. GPs, physiotherapists etc.; infectious disease consultants, consultant microbiologists, infection prevention & control specialists, Emergency Departments; local hospitals, other RCF, HPSC		
14	Discuss whether a media release is required		
17	Ensure that the incident is promptly reported to HPSC and surveillance details entered onto CIDR		
18	Provide updates on the investigation to the Assistant National Director, ISD-Health Protection when/if required		
19	Discuss communication arrangements with HSE management ± HSE crisis management team		
20	Discuss communication arrangements with local GPs and Emergency Departments		
21	Decide how frequently the OCT should meet and agree criteria to declare outbreak over		
22	Prepare/circulate an incident report/set date for review meeting		

## Appendix E Hand Hygiene poster

### How to hand wash

Wash hands when visibly soiled. Otherwise, use handrub with hand sanitiser.

 Length of time to spend washing: 40-60 seconds



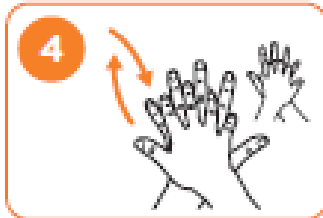
Wet hands with water



Apply enough soap to cover all hand surfaces



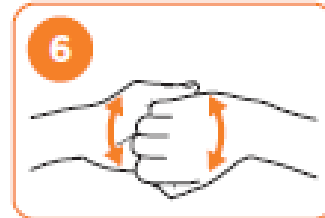
Rub hands palm to palm



Right palm over the back of the left hand with interlaced fingers and do same on other hand



Palm to palm with fingers interlaced



Backs of fingers to opposite palm with fingers interlocked



Rotational rubbing of left thumb clasped in right palm and do same on other hand



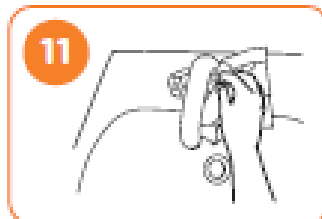
Rub in a circle with clasped fingers of right hand in left palm do same on other hand



Rinse hands with water



Dry hands thoroughly with a clean towel or single use towel



Use single use towel or piece of tissue to turn off tap



Your hands are now safe

**RESIST**

[www.hse.ie/infectioncontrol](http://www.hse.ie/infectioncontrol)

## Appendix F Donning and Doffing PPE

A full range of resources including posters, videos and webinars relating to the safe donning and doffing of PPE is accessible [here](#)

# Coronavirus COVID-19



Coronavirus COVID-19 Public Health Advice

## Guide to donning and doffing standard Personal Protective Equipment (PPE)

### FOR HEALTH AND SOCIAL CARE SETTINGS

#### DONNING OR PUTTING ON PPE

- Before putting on the PPE, perform hand hygiene.
- Be well hydrated and have taken a toilet break
- Have removed all jewellery including earrings
- Be bare below the elbows
- Have secured your hair back off your face
- Do not bring mobile phones/bleeps into an isolation area

- 1** Put on your plastic apron, making sure it is tied securely at the back.
- 2** Put on your surgical face mask. For mask with ties - tie the upper straps on top of head and bring the lower straps up in front of the ears and tie on top of head. For mask with loops - loop straps over the ears. Mould the metal strap over the bridge of the nose and make sure the mask is extended to cover your mouth and chin.
- 3** Put on your eye protection if there is a risk of splashing.
- 4** Put on non-sterile nitrile gloves.
- 5** You are now ready to enter the patient/resident area.

#### DOFFING OR TAKING OFF PPE

Surgical face masks may be used for single session use but gloves and apron must be changed between patients/residents.

- 1** Remove gloves, grasp the outside of the cuff of the glove and peel off, holding the glove in the gloved hand. Insert the finger underneath and peel off second glove.
- 2** Perform hand hygiene.
- 3** Remove eye protection.
- 4** Snap or unfasten the neck tie and allow to fall forward. Snap waist tie and fold apron in on itself, do not touch the outside as it is contaminated, and put into Healthcare risk waste.
- 5** Perform hand hygiene.
- 6** Once outside the patient room or cohort area, remove surgical facemask.
- 7** Perform hand hygiene.

Many thanks to Public Health England for the use of their images. Produced by the HSE AMPC team hsa@amc.hse.ie



Riada na hÉireann  
Government of Ireland

## Appendix G Transmission based precautions

Table 2: Personal Protective Equipment (PPE) Requirements by Precaution Type

Personal Protective Equipment			
Precaution	Contact	Droplet	Airborne
<b>Gloves</b>	Yes	As per standard precautions	As per standard precautions
<b>Gown/Apron (impermeable)</b>	When healthcare worker's clothing is in substantial contact with the patient, items in contact with the patient, and their immediate environment	As per standard precautions	As per standard precautions
<b>Surgical Mask</b>	When a distance of 2m cannot be maintained	Yes	No
<b>FFP2/N95 Respirator</b>	Not required	Not required	Yes
<b>Goggles/face shield</b>	Not required	As per standard precautions	As per standard precautions

## Appendix H: Admissions, Transfers to and Discharges from Residential Care Facilities during the COVID-19 Pandemic

*Readers should not rely solely on the information contained within these guidelines. Guideline information is not intended to be a substitute for advice from other relevant sources including, but not limited to, the advice from a health professional. Clinical judgement and discretion will be required in the interpretation and application of these guidelines. These guidelines are aligned with the principles of Art 3 IHR.*

### 1. Introduction

Residential care facilities (RCF) are a critical part of health and social care services. It is essential that RCFs put in place clear processes that facilitate the return of residents from an acute setting and the admission of new residents, where it is clinically safe to do so. It is recognised that accepting admission or transfer of residents poses a risk of introducing COVID-19, even where processes to manage the risks are in place. In all instances, careful attention to standard precautions will assist in minimising risk of infection to residents and staff. Key elements of standard precautions include; hand hygiene, respiratory hygiene and cough etiquette, use of personal protective equipment (PPE), for example wearing disposable gloves when in contact with blood or other body fluids and regular environmental cleaning.

It is essential that residents and clients and their significant persons are informed of the issues and risks of decisions related to their care and that their preferences are taken into account in applying this guidance.

### 2. Background on testing for COVID-19

**The key point about testing is that interpretation is not straightforward**

- 1. A test result that says not-detected or “negative” does not prove the person is not infectious to others**
- 2. A test result that says a virus is detected does not prove the person is still infectious to others**

Over the course of the COVID-19 pandemic, there has been significant learning about the role of testing for COVID-19 and its role in determining levels of asymptomatic infection and tracking spread of infection, especially in congregated settings, such as RCF.

Experience to date indicates that a test may fail to detect the virus in a significant proportion of people who have COVID-19 infection. A single test may be reported as not-detected or “negative” in a substantial proportion of people with infection. The test is more likely to miss infection in people with pre-symptomatic or asymptomatic infection. Therefore, a not-detected or “negative” test makes COVID-19 infection less likely, but it does not prove the person is not infected.

Equally, for those who have been infected and infectious with COVID 19, a continued positive test result does not mean they are still infectious to others. Some people have a positive test for weeks after onset of symptoms, but latest evidence shows they do not spread infection after they have fully recovered. **People with COVID-19 infection who are 14 days after onset of infection and have not had a fever for the last five of the 14 days are no longer infectious.** Retesting for COVID-19 beyond 14 days has no value, other than in very exceptional circumstances.

### **3. The role of COVID-19 testing in assisting with decision-making regarding transfers to congregated settings**

All patients for admission to a RCF should be tested for COVID 19. This is to help identify most of those who have infection, but it will not detect all of those with infection.

*The requirement for testing does not apply to patients who have already had confirmed COVID-19, who are fully recovered and are no longer considered infectious to others (minimum 14 days since onset of symptoms and no fever for the last five days).*

### **4. Isolation requirements as part of transfer protocols**

All transfers or new admissions should have a risk assessment, to ensure sufficient resources are available within the RCF to support social distancing and isolation.

All residents transferred or directly admitted to a RCF must be accommodated in a single room with contact and droplet precautions for 14 days after arrival and monitored for new symptoms consistent with COVID-19 during that time. This applies even if they have had a test for COVID-19 reported as not-detected or “negative” prior to transfer to the RCF. This applies where residents are admitted for short periods of respite or convalescence which may have an anticipated duration of less than 14 days. In that instance, the resident will remain in single room accommodation with contact and droplet precautions for the duration of their stay up to day 14.

*The requirement for isolation, contact and droplet precautions does not apply to residents who have already recovered from confirmed COVID-19 who are no longer considered infectious to others (minimum 14 days since onset of symptoms and no fever for the last five days).*

The use of single rooms in RCF with significant numbers of multi-occupancy rooms should be prioritised for new transfers and admissions from community or other healthcare facilities (acute hospital or other RCF), regardless of the pre-admission COVID 19 test result. For those RCF providing a blend of longer-term nursing home and short-term respite or convalescence care, it is advised to consider where the longer and shorter-term residents will be accommodated and where it is feasible, to try and place residents for shorter-term accommodation in an area separate to those for longer-term accommodation.

All RCF should review their accommodation to identify areas where new residents can be safely isolated. It is understood that the creation of such areas may be constrained by existing accommodation availability (e.g., rooms already in use by existing residents).

The identification of space for the 14 day isolation period needs to be managed carefully with residents, families and others. Existing residents should not be required to move from their room / accommodation in order to facilitate the creation of new areas to facilitate transfers.

A move to a multi-occupancy room (where this is the planned accommodation in the longer term for the resident) will be appropriate after the 14 day isolation period, once the resident is



symptom free and there is no evidence of infection in residents within the room it is proposed for the resident to move to.

#### **5. Transfers from RCF to an acute hospital**

COVID-19 positive status in itself does not preclude transfer to acute hospital and must not significantly delay transfer to an acute hospital, where it is deemed clinically appropriate. The national ambulance service (NAS) and the local receiving hospital must be informed by the RCF, in advance of transfer of any COVID-19 positive or suspected COVID-19 resident AND where there is a suspected or confirmed COVID-19 outbreak in the RCF.

Residents do not require isolation on return to their RCF following hospital transfer to facilitate short investigations (e.g., diagnostics, haemodialysis, radiology, outpatient appointment).

Residents will need to be isolated for 14 days on return to their RCF in the event that an episode of care in an acute hospital results in a longer period of time (12 hours or more) or an overnight stay in the acute hospital. During that 14 day period, contact and droplet precautions should apply and the resident should be monitored for symptoms (**Appendix G**)

#### **Admissions to RCF from acute hospitals and rehabilitation facilities or other RCF**

##### **(1) Transfer of Patients post COVID Recovery**

Residents with a diagnosis of COVID-19 should always be isolated for a minimum of 14 days from symptom onset (or date of first positive test if symptom onset undetermined / asymptomatic). In addition, they must not have fever for the last five days of that 14 day period.

Patients with COVID-19 do not require to be hospitalised for the 14 days if RCF has appropriate facilities and capacity for isolation and can support care.

In particular existing residents from an RCF who require transfer to hospital from the RCF for assessment or care should be allowed to transfer back to that RCF following assessment / admission if clinically fit for discharge and risk assessment with the facility determines there is capacity for them to be cared for there with appropriate isolation and where that transfer

represents the most appropriate place of care for the resident (e.g. ongoing need for palliative care).

If the resident has been diagnosed with COVID-19 while in hospital, it is important to assess if the person was infected in the RCF before transfer to the hospital or if this is a hospital-acquired infection. If there are no other known cases of COVID-19 in the RCF, transfer back to the RCF should be delayed until the resident is clinically recovered and is no longer infectious to others.

*Any resident transferred to a RCF before the 14 days have elapsed since date of onset of symptoms or date of first positive test (if symptom onset undetermined/asymptomatic), must be isolated up to day 14 on return to the RCF. Provided the resident has remained afebrile for the last five of the 14 days, the resident is no longer infectious to others after day 14 has elapsed.*

The public health team should be notified in advance of all discharges where COVID-19 has been newly-diagnosed within the RCF.

In all instances the discharging hospital should provide the RCF with the following information on the arrival of the resident:

- The date and results of COVID-19 tests (including dates of tests reported as not-detected)
- The date of onset of any symptoms of COVID-19
- Date of last documented fever while in hospital (particularly important where resident is being transferred to RCF within 14 days of COVID-19 diagnosis)
- Details of any follow-up treatment or monitoring required

**(2) Admission of patients with no diagnosis or clinical suspicion of COVID 19 from acute hospital to RCF**

Testing for COVID 19 should be undertaken within 72 hours prior to discharge. A single test is sufficient.

Result should be available before the patient is discharged

Resident must be isolated with droplet and contact precautions for 14 days on arrival in the RCF, regardless of test result

### **(3) Admission of patients from community / home settings**

Testing for COVID 19 should be carried out. If testing can be facilitated in the community prior to the anticipated admission date, the test should be taken within 72 hours of admission. If the testing prior to admission is not feasible or the result is not yet available, provided the new resident has not developed new symptoms or signs of COVID-19 and has not been informed they have been in contact in the past 14 days with a person confirmed to have COVID-19, the planned admission can go ahead, with a viral swab to be taken within 24 hours of admission to the RCF and the recommended precautions applied from admission.

Residents must be isolated for 14 days with droplet and contact precautions, regardless of test result. The admitting facility must also check if the person has a fever, cough or any other symptoms which may give rise to suspicion of COVID 19 and if the person has been identified as having been in contact in the last 14 days with a person diagnosed with COVID-19.

If the person is symptomatic or a known contact, a medical assessment is required prior to further decisions being made about admission.

Following transfer/admission to a RCF, the resident should be evaluated by their doctor if they become symptomatic, including changes in the resident's overall clinical condition and a further viral swab for COVID-19 sent for testing. The rationale for this recommendation is that, in the context of a pandemic, there may have been contact between the resident and healthcare workers or other people who may have had COVID-19 infection, but who may have been in the pre-symptomatic incubation period or have had minimal symptoms/been asymptomatic at the time. In that case, there would be an associated risk of unrecognised onward transmission to the resident.

### **(4) Cessation of new admissions to a facility during RCF COVID-19 Outbreak**

Following the declaration of an outbreak within a RCF, admissions of new residents to the facility (i.e. residents not previously living in the RCF) should be suspended until Public Health

state that the outbreak is over. Residents normally cared for in the RCF who are admitted to hospital while an outbreak is ongoing may have their discharge to the same RCF facilitated if it is deemed to be clinically appropriate and a risk assessment has been carried out which identifies that the resident can be isolated and the facility has capacity to manage their care needs and where that transfer represents the most appropriate place of care for the resident (e.g. ongoing need for palliative care).

Table 3. Transfer of a resident to a RCF

CLINICAL SCENARIO	RECOMMENDED PRECAUTIONS ON ARRIVAL TO RCF	PRE-ADMISSION TEST FOR SARS-CoV-2 (COVID-19)	TIMING OF TRANSFER TO RCF	DAY OF TRANSFER
<p><b>CONFIRMED COVID-19 &amp; will be still infectious to others</b> on planned date of transfer (&lt;14 days since onset/test date)</p>	<p>Transmission-based precautions* until 14 days reached and has been afebrile for last five of those days</p>	<p>Not required, as already confirmed COVID-19</p>	<p><b>RCF has managed other resident(s) with COVID-19:</b> Transfer when fit for discharge to RCF AND provided RCF can meet care needs</p> <p><b>RCF has not managed other resident with COVID-19</b> Remain in hospital until no longer infectious to others</p>	<p>Confirm date of onset/first positive test result Confirm date last febrile</p>
<p><b>CONFIRMED COVID-19 &amp; no longer infectious to others</b> &gt;14 days since onset/test date and afebrile for last five of those days</p>	<p>No requirement for transmission based precautions**</p>	<p>Not required, as already confirmed COVID-19</p>	<p>When fit for discharge to RCF</p>	<p>Confirm date of onset/first positive test result is &gt;14 days ago and was afebrile for last five days of that</p>
<p><b>NO PRIOR CONFIRMATION OF COVID-19 &amp; NO SUSPICION OF COVID-19</b></p>	<p>Transmission-based precautions* and monitoring for symptoms until 14 days reached</p>	<p>Test within 72 hours of scheduled transfer date</p>	<p>Test result negative RCF can meet care needs</p>	<p>Confirm test result received and negative Ensure no new symptoms and not newly-identified as a contact of a COVID-19 case</p>